



# Investing in Africa

# Africa at a glance



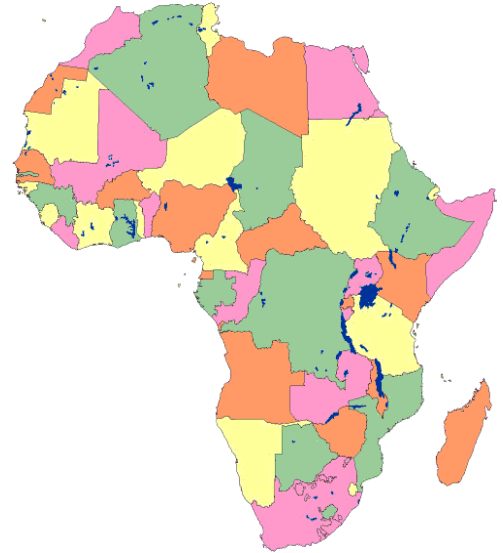
MILKEN INSTITUTE

**Population (2012):** 1,038 million

**Annual real GDP growth  
(2005-2012 average):** 4.97%

**Official development  
assistance (2007):** \$39 billion

**Net foreign direct  
investment (2007):** \$47 billion



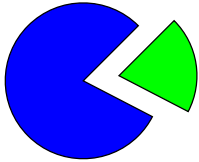
Note: For population and annual GDP growth average IMF estimates are used after 2009.

Sources : African Development Bank/OECD, African Economic Outlook, 2008; OECD; UNCTAD, IMF World Economic Outlook.


# Africa accounts for...




MILKEN INSTITUTE



**22%** of the world's land area



**15%** of the world's population

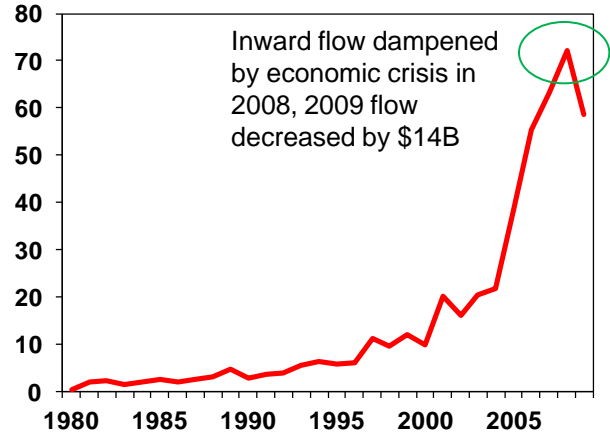
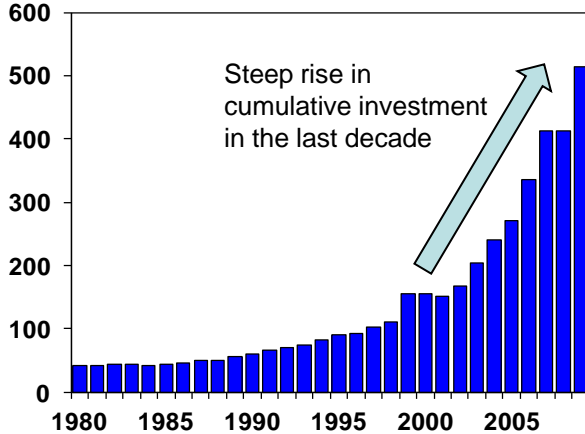


Yet only **2%** of the world's GDP

Sources : Population Reference Bureau, U.S. Census Bureau, International Monetary Fund.

# Investment in Africa

Current US\$ billions

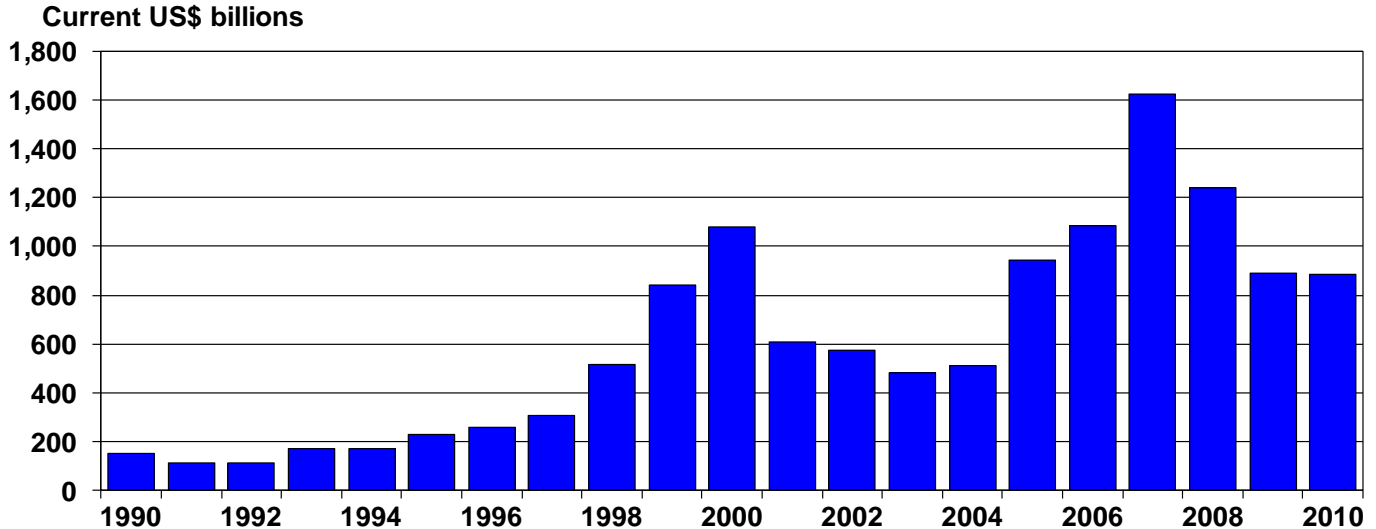


Sources: UCTAD Stat database, US Dollars at current prices and current exchange rates in billions.

# Net foreign direct investment inflow in Africa



MILKEN INSTITUTE



Sources : World Bank.

# Doing business around the world



MILKEN INSTITUTE

Region	Average rank of countries in region
OECD high-income countries	27
Eastern Europe and Central Asia	76
East Asia and Pacific	81
Middle East and North Africa	90
Latin America and Caribbean	92
South Asia	111
Sub-Saharan Africa	138

Source: Doing Business, 2009.

# Top 10 and bottom 10 countries



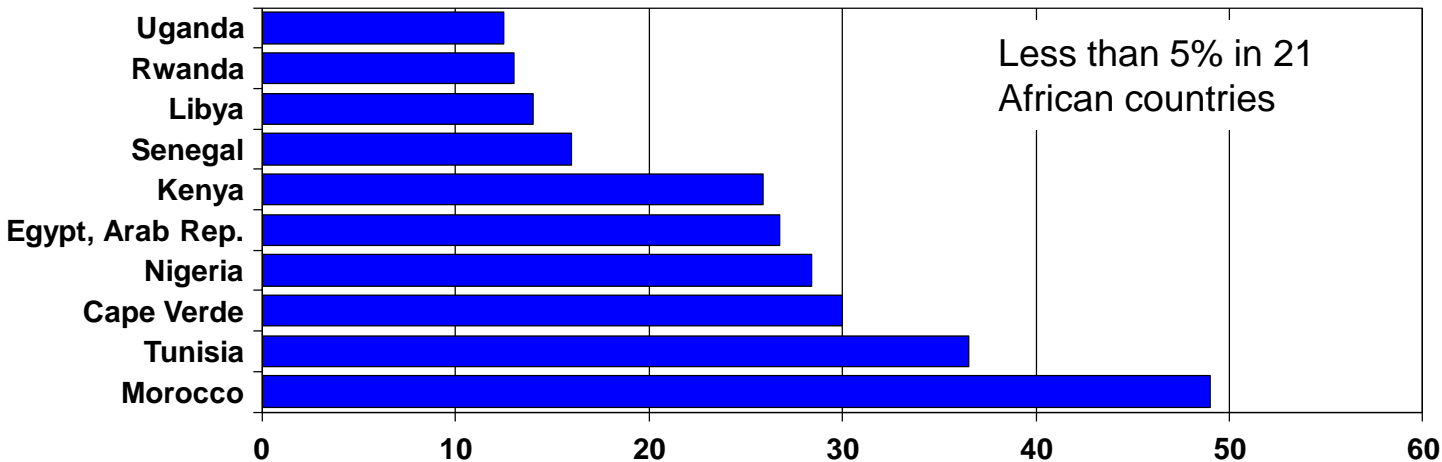
*Un-ease of doing business in Africa is still an impediment*

<b>Easiest</b>	<b>Rank</b>
New Zealand	1
Canada	2
Australia	3
Georgia	4
Ireland	5
U.S.	6
<b>Mauritius</b>	<b>7</b>
U.K.	8
Puerto Rico	9
Singapore	10

<b>Most difficult</b>	<b>Rank</b>
<b>Cameroon</b>	<b>172</b>
<b>Djibouti</b>	<b>173</b>
<b>Equatorial Guinea</b>	<b>174</b>
Iraq	175
Haiti	176
<b>Guinea</b>	<b>177</b>
<b>Eritrea</b>	<b>178</b>
<b>Togo</b>	<b>179</b>
<b>Chad</b>	<b>180</b>
<b>Guinea-Bissau</b>	<b>181</b>

# Top ten internet usage countries

Percent of total population



Source: World Bank.



# Africa's Internet usage remains relatively small but is growing quickly

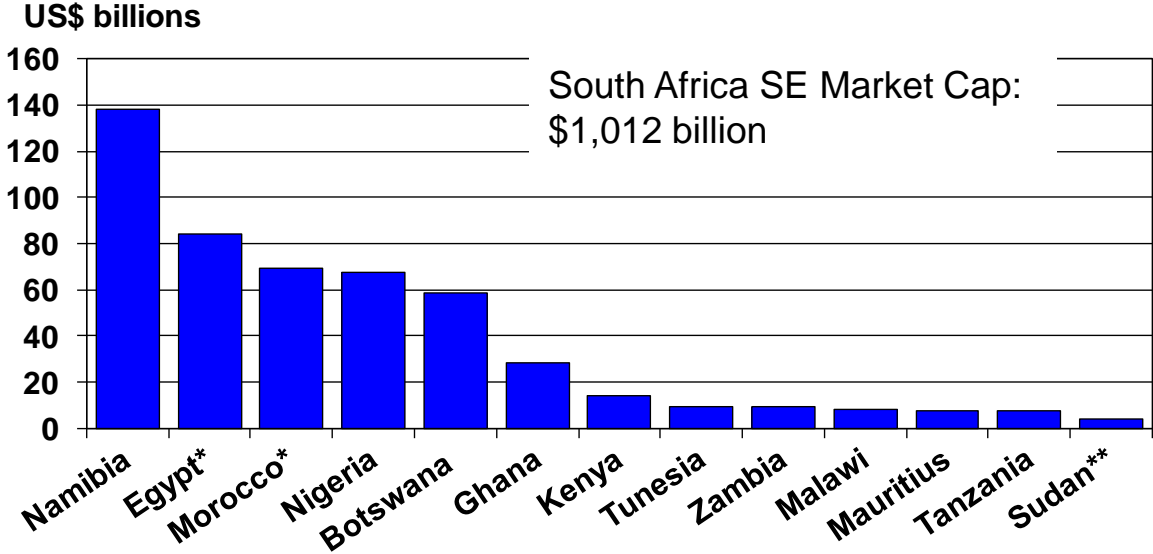


	Penetration (% of population using the Internet)	Growth in users 2000-2008
Africa	6%	1,100%
Asia	17%	475%
Europe	49%	274%
Middle East	23%	1,296%
North America	74%	133%
Latin America/Caribbean	30%	861%
Oceania/Australia	60%	173%

Source: Internet World Stats.

# African security exchanges

## Market Capitalization



Source: African Securities Exchange Association (ASEA), (\* data from 2010, \*\* data from 2008).

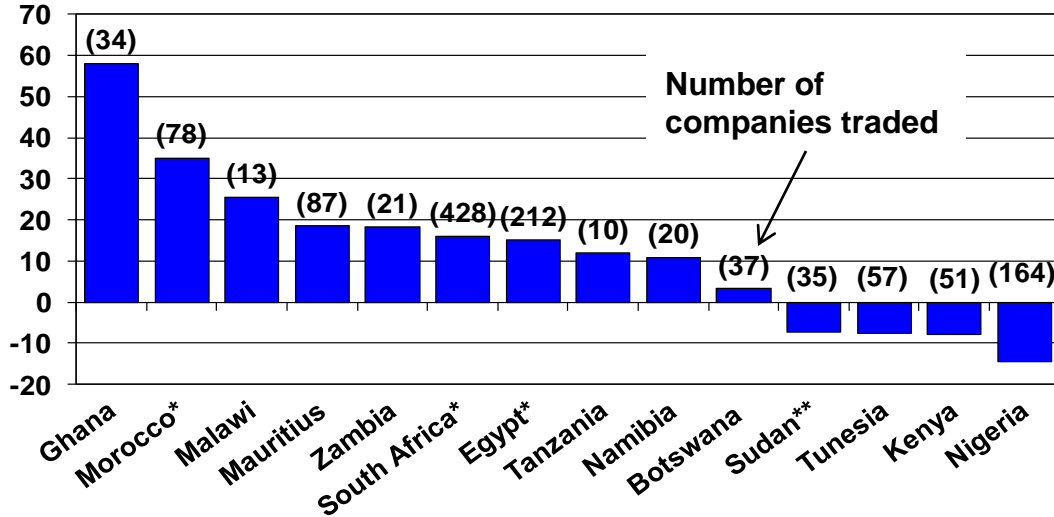
# African security exchanges



MILKEN INSTITUTE

*Returns on equity mostly in double digits*

Percent

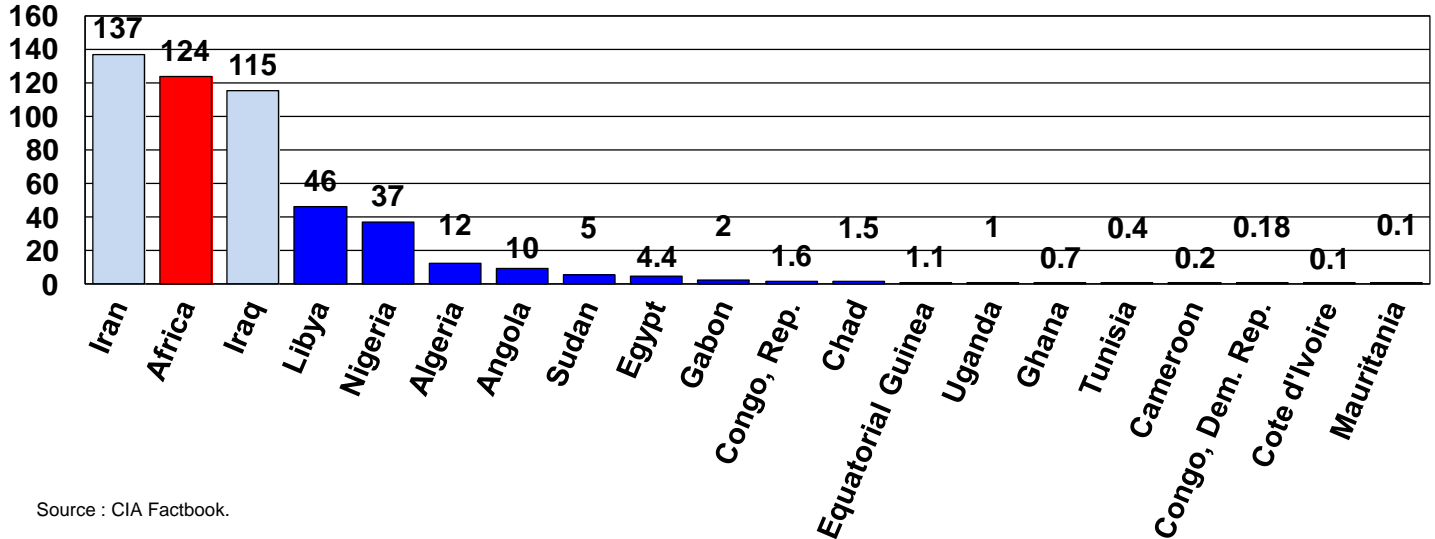


Source : African Securities Exchange Association (ASEA), (\* data from 2010, \*\* data from 2008).

# Africa's oil reserves

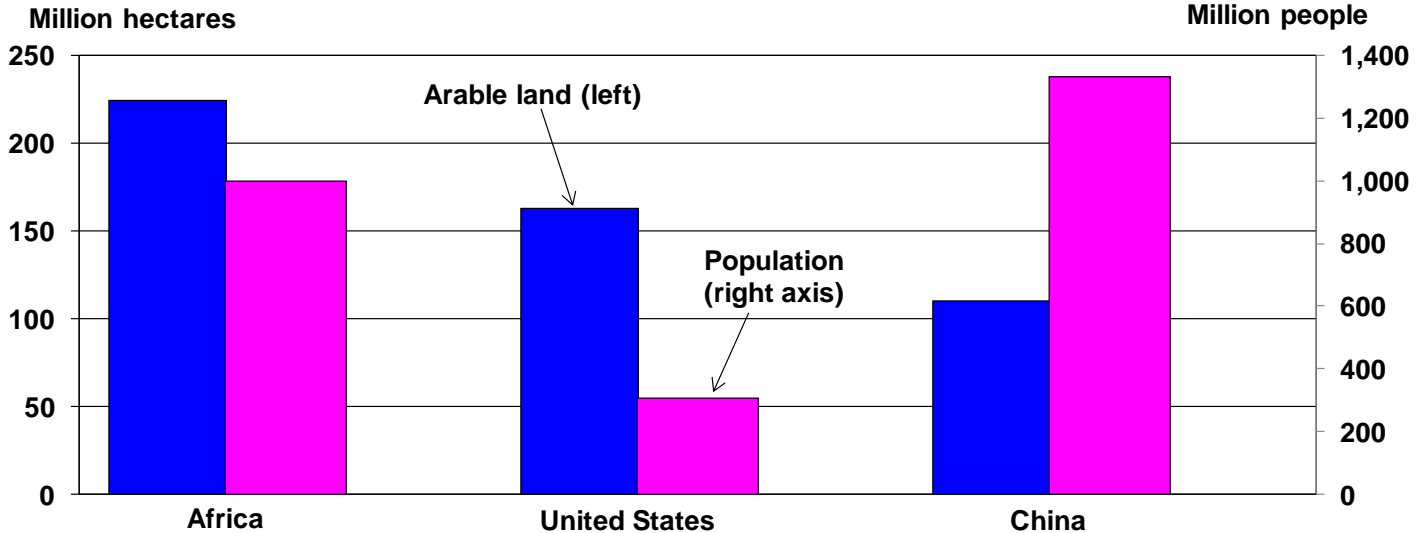
*123.6 billion barrels—more than Iraq*

Billion barrels



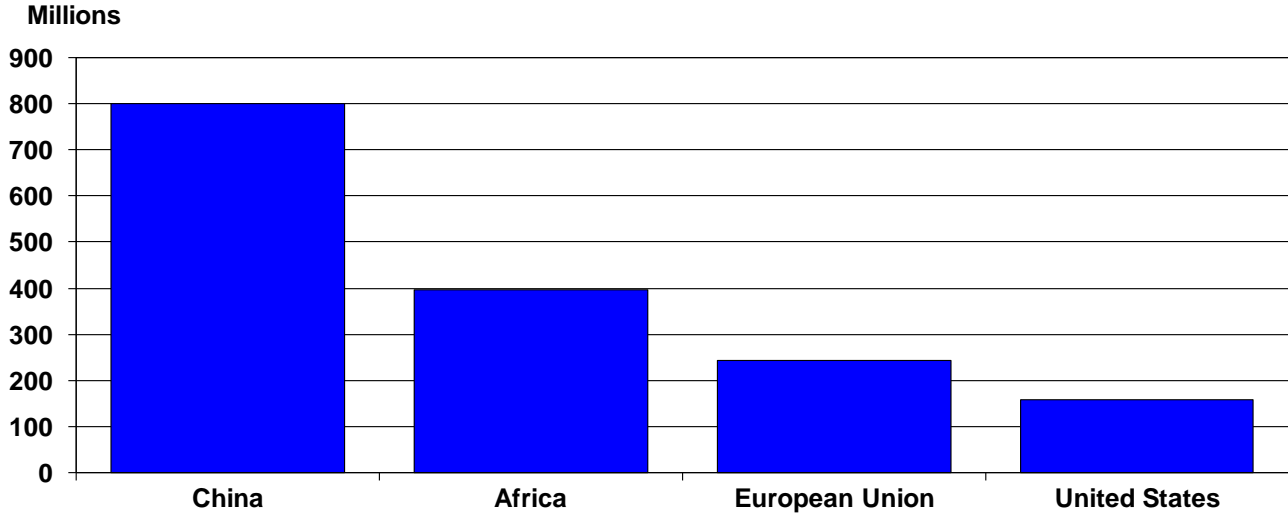
Source : CIA Factbook.

# Arable land vs. population (2009)



Source: World Bank.

# Africa's labor force in comparison



Source: World Bank.