

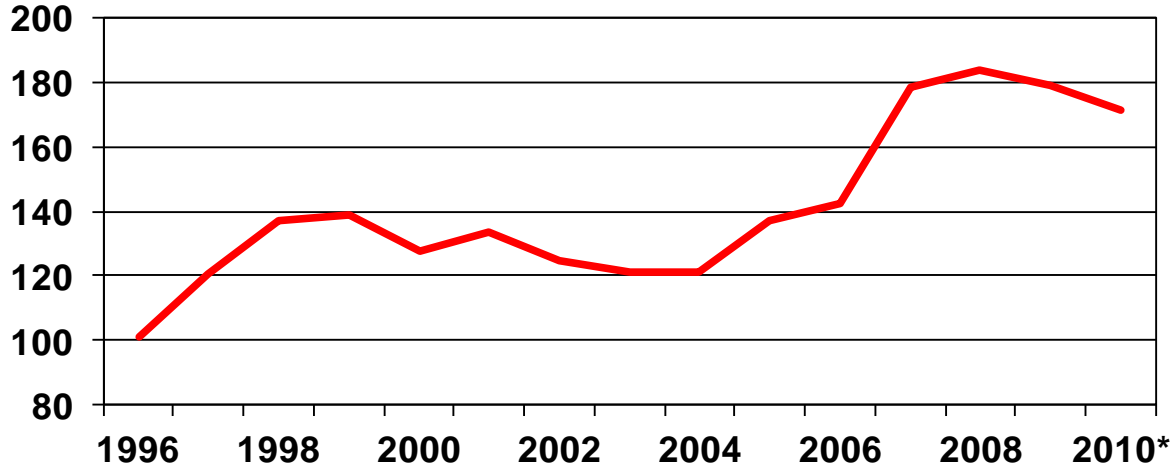
Value of U.S. aerospace shipments



MILKEN INSTITUTE

1996 to 2010

\$ billions



*estimated

Source: International Trade Administration.

Top five suppliers to the U.S. aerospace industry

2000 and 2010



MILKEN INSTITUTE

2000	2010
U.K.	France
France	Canada
Germany	U.K.
Japan	Japan
Canada	Germany

Source: International Trade Administration.

Top five aerospace export destinations from U.S.



MILKEN INSTITUTE

2000 and 2010

2000	2010
U.K.	France
France	China
Germany	Japan
Japan	U.K.
Canada	Germany

Source: International Trade Administration.

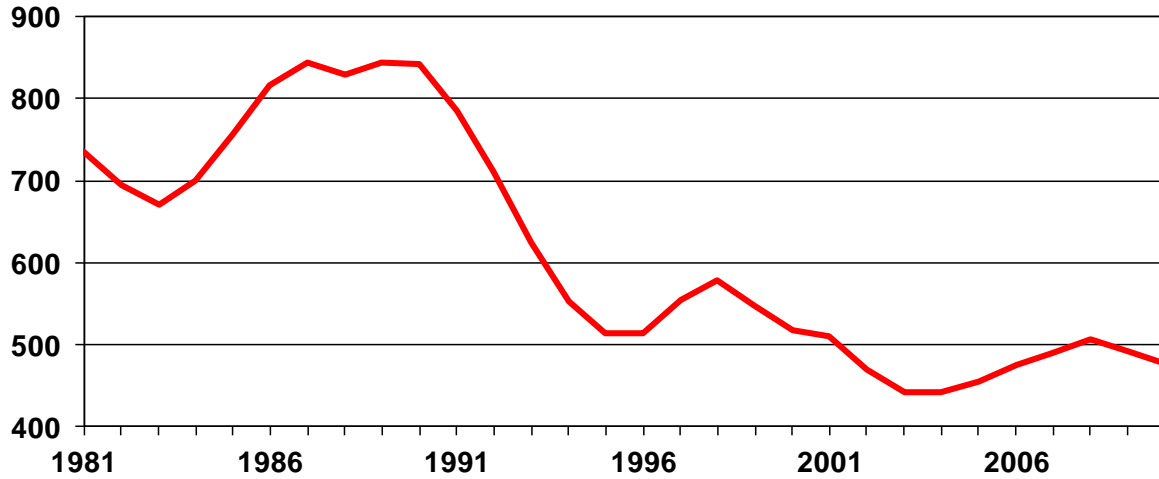
Employment in the U.S. aerospace industry

1981 to 2010



MILKEN INSTITUTE

Thousands



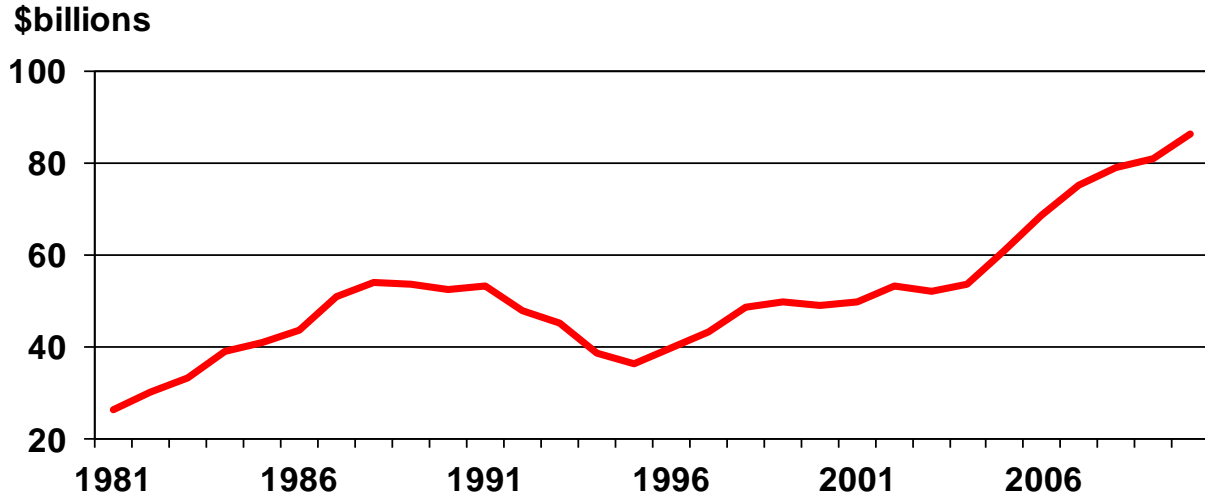
Source: Economy.com.

Output from the U.S. aerospace industry

1981 to 2010



MILKEN INSTITUTE

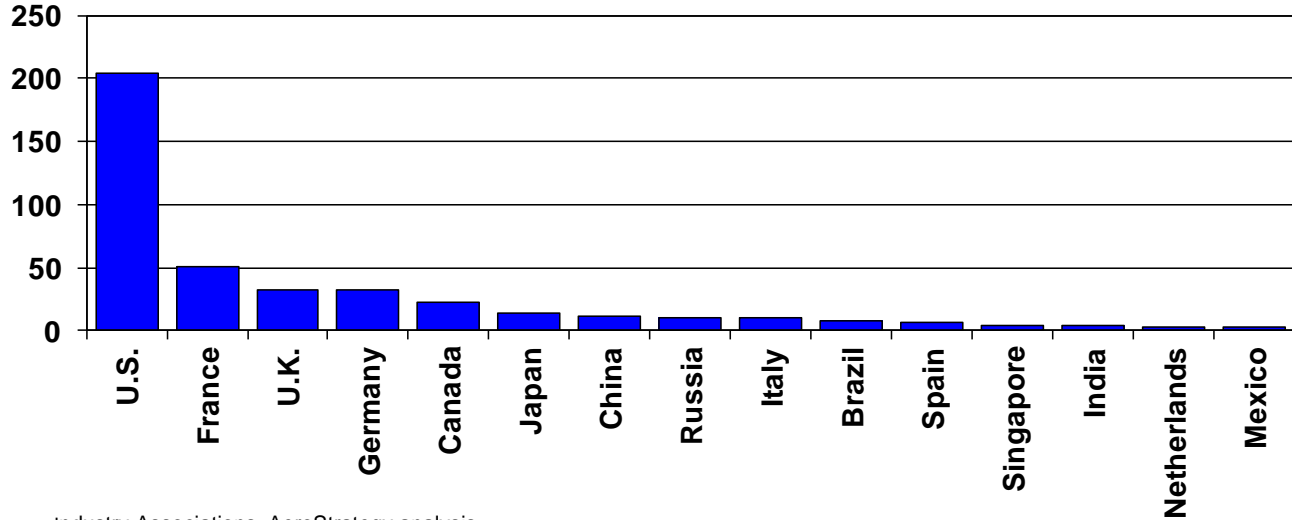


Source: Economy.com.

Global aerospace industry

Ranked by revenue, 2008

US\$ billion



Sources: Industry Associations, AeroStrategy analysis.

Aerospace industry penetration

Percent of GDP, 2009



MILKEN INSTITUTE

Country	Industry size (US\$ bil.)	Percent of GDP (%)
France	50.39	1.80
Canada	23.60	1.60
USA	204.00	1.40
UK	32.67	1.20
Germany	32.13	0.90
Russia	10.00	0.60
Brazil	7.55	0.50
Japan	14.10	0.30
India	4.00	0.30
China	12.00	0.30

Sources: EIU, Industry Associations, AeroStrategy analysis and estimates, 2009.

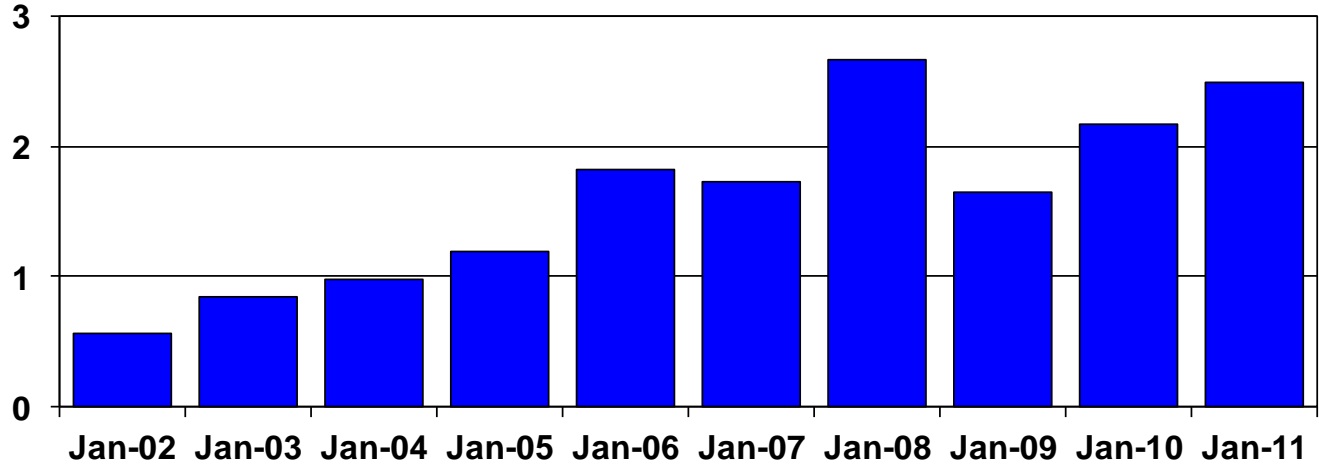
Jet fuel prices

2002 to 2011



MILKEN INSTITUTE

US\$ per gallon



Source: http://ycharts.com/indicators/jet_spot_price#zoom=0.



Major civil aircraft manufacturers

Company	Country
Airbus	France
Boeing	U.S.
Bombardier	Canada
Embraer	Brazil
Tupolev	Russia



Major general aircraft manufacturers

Company	Country
Cessna	U.S.
Cirrus Design	U.S.
Diamond	Austria and Canada
Mooney	U.S.
Piper	U.S.

Source: Aviation Knowledge.



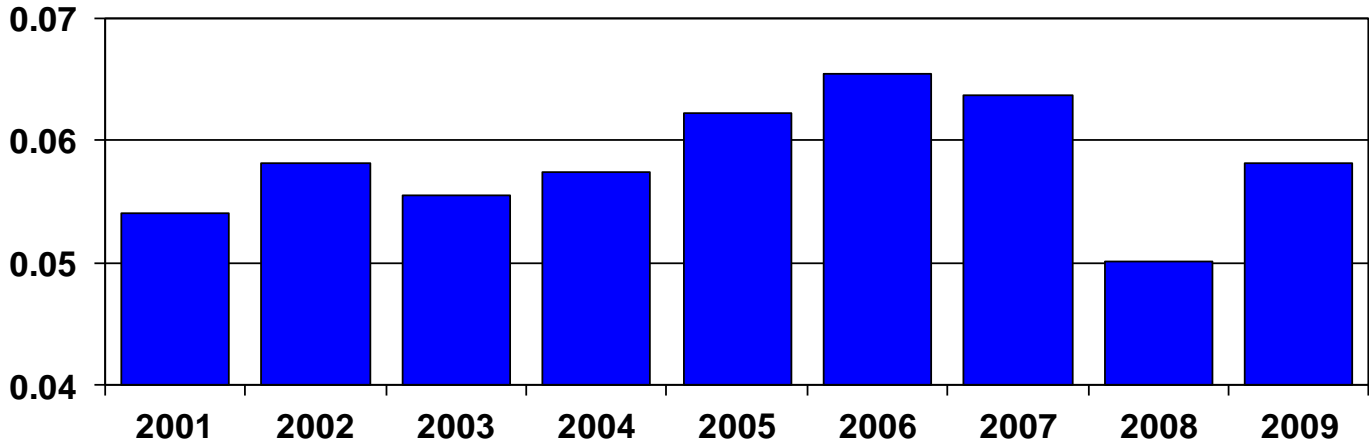
Major business jet manufacturers

Company	Shipments in 2009
Cessna Aircraft Company	289
Bombardier Aerospace	173
Embraer	122
Hawker Beechcraft Corporation	98
Gulfstream Aerospace Corporation	94

Percent of aerospace engineers in workforce

U.S., 2001 to 2009

Percent



Source: Bureau of Labor Statistics.